

Pre-Course Study Questionnaire for the

**NSW**

**BOAT LICENCE**

**YOUNG ADULT LICENCE**

**PWC JET SKI LICENCE**



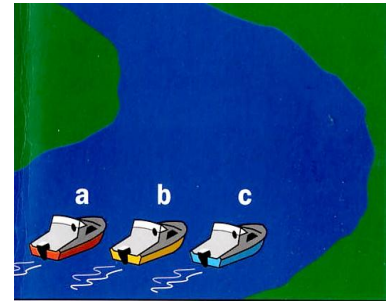
The questions may assist you when studying the Boat Licence rules.  
To answer the questions refer to the NSW Maritime **Boating Handbook**.

Revised: Friday, February 05, 2010

**Q1**

**Which side of the channel do we navigate on**

- (a) On the port (left) hand side
- (b) In the middle of the channel, it's safer
- (c) On the starboard (right hand) side\*
- (d) On any side

**Q2**


**You are the BLUE vessel approaching a vessel head on in the channel which side do you pass**

- (a) Both vessels must turn to port (left)
- (b) Both vessels must turn to starboard (right)\*
- (c) Only the blue vessel must alter course, the yellow vessel maintains its course and speed
- (d) Only the yellow vessel must alter course, the blue vessel maintains its course and speed

**Q3**

**You are driving the BLUE vessel (LEFT). What must you do to avoid collision with the yellow vessel?**

- (a) Give way, change your course to starboard (right) pass astern or slow down or stop\*
- (b) Keep your current course and speed
- (c) Increase speed to pass ahead of the other vessel
- (d) Turn to port (left)

**Q4**

**You are driving the BLUE vessel (RIGHT). What do you do to avoid a collision with the yellow vessel ?**

- (a) Turn to starboard (right)
- (b) Turn to port (left)
- (c) I should maintain course and speed and if the yellow vessel does not alter course to give way, then I will take evasive action, stop or give way\*
- (d) Turn back 180°

**Q5**

**You are in the BLUE vessel (LEFT) overtaking another vessel**


- (a) The yellow vessel must move out of the way
- (b) The yellow vessel must slow down until the blue vessel has passed
- (c) The blue vessel may only overtake when it is safe, keeping well clear\*
- (d) Keep behind and wait in line



**Q6**

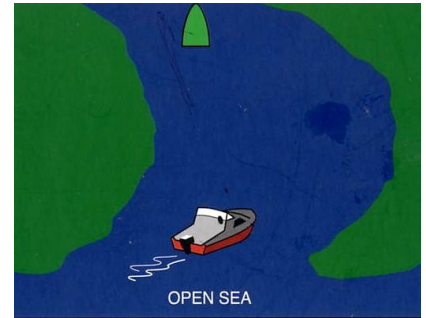
**Which vessel should give way in this situation?**

- (a) The sailing vessel
- (b) The power vessel\*
- (c) Power boat accelerates to pass ahead of the sailboat
- (d) Both vessels stop to avoid a collision

**Q7**


**When travelling upstream (in from the sea) on which side do you keep this navigation mark to stay in the channel?**

- (a) Your starboard (right) side\*
- (b) Your port (left) side
- (c) Either side
- (d) Danger, keep clear

**Q8**

**When travelling downstream (toward the sea), on which side do you keep this navigation mark to stay in the channel?**

- (a) Your starboard (right) side
- (b) Your port side\*
- (c) Either side
- (d) Danger, keep clear

**Q9**

**When should you switch on and display navigation lights on a vessel underway?**

- (a) When it is dark
- (b) From sunset to sunrise (night) and in restricted visibility\*
- (c) At night only when travelling off-shore
- (d) At night in port areas only

**Q10**

**You are driving a powerboat under 50m between sunset and sunrise. What navigation lights should be switched on?**

- (a) Red and Green sidelights with an all round white light\*
- (b) Red and green sidelights only
- (c) A white masthead light only
- (d) Don't drive at night it's dangerous



**Q11**

**When travelling upstream (in from the sea) at night on which side should you keep a flashing green light to stay within the channel? Keep it on**

- (a) Your port (left) side
- (b) Your starboard (right) side\*
- (c) Pass it on either side
- (d) It means caution so slow down



**Q12**

**When travelling upstream (in from the sea) at night, on which side should you keep the flashing red light to stay within the channel. Keep it on**


- (a) Your port (left) side\*
- (b) Your starboard (right) side
- (c) Either side
- (d) Stop and wait until it turns to a fixed green



**Q13**

**Caution is required when you see a white light, it indicates:**


- (a) A vessel anchored
- (b) Stern light, on a sail or power vessel, if it gets closer you could be overtaking
- (c) A cabin light in a vessel
- (d) Use of a torch \on a small non powered vessel
- (e) All of the above\*



**Q14**

**The maximum number of people that can be carried in a recreational powerboat in calm waters depends on**

- (a) The number of seats on board
- (b) The experience of the skipper
- (c) The capacity of the engine(s)
- (d) The details stated on the vessel's safety label\*



**Q15**

**What does this mark indicate? Deep water lies to**

- (a) The north
- (b) The east
- (c) The south
- (d) The west\*



**Q16**

**An approaching vessel sounds 5 short blasts on its horn, it's indicating that it is**

- (a) Altering its course to port (left)
- (b) Altering its course to starboard (right)
- (c) Operating its engines astern
- (d) Unsure of your intentions, there is a risk of collision\*

**Q17**

**What kind of navigation mark is this? >>**

- (a) An isolated danger mark
- (b) A blocked channel mark
- (c) A special mark - never pass on the shore side of a yellow mark\*
- (d) A safe water mark

**Q18**

**What kind of navigation mark is this? >>**

- (a) A port lateral mark
- (b) A blocked channel mark
- (c) A safe water mark
- (d) An isolated danger mark\*

**Q19**

**What does this mark indicate? >> Deep water lies to**

- (a) The north\*
- (b) The east
- (c) The south
- (d) The west

**Q20**

**A navigational marker shows a white light flashing quickly in groups of three flashes. What does it mean? Deep water lies to the**

- (a) The north
- (b) The east\*
- (c) The south
- (d) The west

**Q21**

**What Personal Floatation Devices (PFD) life jackets must you carry if you take a vessel to sea?**

- (a) PFD Type 1 for each person aboard\*
- (b) Either PFD1 or PFD2 for each person aboard
- (c) Any type of PFD for each person aboard
- (d) Any mixture or wetsuit for each person aboard



**Q22**

**You observe a vehicular ferry crossing the channel ahead of you. What action should you take?**


- (a) Reduce your speed to under 4 knots and pass astern of the ferry\*
- (b) Maintain your speed & pass ahead of ferry
- (c) Maintain your speed & pass astern of ferry
- (d) Reduce your speed to less than 8 knots and pass ahead of the ferry



**Q23**

**You see a dredge ahead of you displaying these signals. What do they mean?**

- (a) The safe side to pass is the side on which the 2 black diamonds are displayed\*
- (b) The safe side to pass is the side on which the 2 black balls are displayed
- (c) The dredge can be passed on either side
- (d) Channel is blocked. You cannot pass at all



**Q24**

**What is the responsibility of the observer in a vessel towing water skiers and waker boarders?**

- (a) To signal to skiers when they get too close to the shore
- (b) To keep a lookout for dangers ahead
- (c) To watch the skiers at all times and report all observations affecting the skier to the driver\*
- (d) To inform the driver about other vessels



**Q25**

**A vessel displays this blue and white signal flag. What does it mean?**

- (a) A vessel engaged in commercial fishing
- (b) An organised race control vessel
- (c) Divers below, slow down, keep well clear\*
- (d) Vessel is in distress. Please assist



**Q26**

**When operating a powerboat, at what speed can you travel that creates little wake or wash**


- (a) 4 to 6 knots\*
- (b) 8 knots
- (c) 10-12 knots
- (d) 15 knots or more



**Q27**


**You see these lights shown in a channel at night. What do they indicate?**

- (a) Channel is blocked
- (b) A vessel is dredging
- (c) Port and starboard channel marks
- (d) A vehicular ferry\*

**Q28**

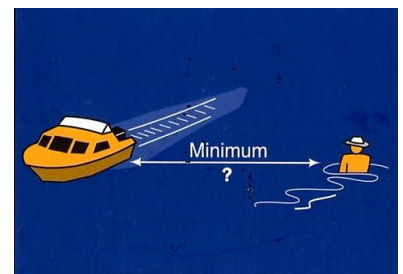
**You see this signal displayed. It indicates**

- (a) Diver below
- (b) Proceed slowly
- (c) Blocked channel signal\*
- (d) Caution. Shallow water

**Q29**

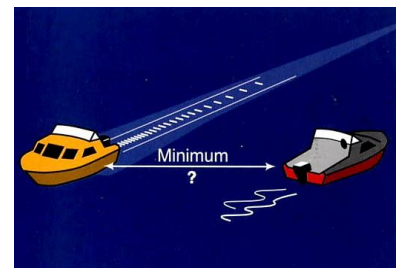
**When driving a vessel 10 knots or more, what is the minimum distance you must keep from a person, standing or swimming in the water, a non-powered vessel (kayak, canoe, sail) or a ship at berth**

- (a) 30 metres
- (b) 60 metres\*
- (c) 100 metres
- (d) Any distance which you consider is safe

**Q30**

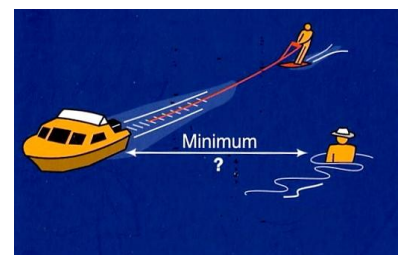
**When you are driving a power boat at a speed of 10 knots or more, the minimum distance you must keep from a power vessel underway or moored vessel?**

- (a) 30 metres\*
- (b) 60 metres
- (c) 100 metres
- (d) Any distance which you consider is safe

**Q31**

**When you are TOWING a water skier, what is the minimum distance you must keep your boat and the skier from a power vessel, non-powered vessel or person standing or swimming in the water?**

- (a) 30 metres
- (b) 60 metres\*
- (c) 100 metres
- (d) Any distance which you consider is safe



**Q32****What does this sign mean?**

- (a) Maximum speed of 4 knots
- (b) Vessels prohibited in this area
- (c) Keep to a speed which does not create damaging or annoying wash or wake\*
- (d) Water skiing prohibited

**Q33****What does this sign mean?**

- (a) 4 kilometres to the next hazard
- (b) Water depth is below 4 metres in this direction
- (c) Keep 4 metres from the banks in this area
- (d) Maximum speed 4 nautical miles per hour (knots) beyond this point\*

**Q34****Where should you store your lifejackets on board**

- (a) A quick and easily accessible and protected position\*
- (b) No particular spot as long as you can find them
- (c) Stored with the rest of the safety equipment
- (d) Locked in a water tight container

**Q35****When must an approved marine radio be carried aboard recreational craft?**

- (a) On all vessels on all waters
- (b) On all vessels proceeding more than 2 nautical miles from the coastline\*
- (c) On all vessels over 5 metres
- (d) On all vessels in isolated areas

**Q36****What does this signal mean when it is displayed by a vessel**

- (a) The vessel is fishing
- (b) There are divers working below
- (c) Distress Signal. Assistance is required\*
- (d) Commercial vessel. Keep clear.

**Q37****What do you do if you are navigating into the sun?**

- (a) Travel no more than 10 knots
- (b) Sound a prolonged blast of your horn every 2 minutes
- (c) Turn off your course so that the sun is not in front
- (d) Slow down, continue to keep a proper lookout, stop if necessary\*

**Q38**

**Where are you NOT allowed to anchor?**

- (a) In a shipping channel
- (b) In a sea grass area
- (c) In the middle of the harbour or river
- (d) All of the above\*

**Q39**

**What is the responsibility of the skipper (driver)**

- (a) Keep a proper lookout to avoid the risk of collision
- (b) Ensure the safety of all crew, current safety equipment and all safety items are quickly accessible
- (c) To take control in the event of an accident or incident
- (d) All of the above\*

**Q40**


**When should you wear a PFD1 lifejacket?**

- (a) When crossing a coastal sand bar
- (b) Off shore if the weather turns bad
- (c) On children under 6 or the elderly that are not good swimmers
- (d) All of the above\*

**Q41**


**A vessel seen ahead is showing these lights. It is a:**

- (a) Power driven vessel\*
- (b) Sailing vessel
- (c) Trawler
- (d) Ferry in chains

**Q42**

**A vessel seen ahead is showing these lights. It is a**

- (a) Power driven vessel more than 5m in length
- (b) A sailing vessel\*
- (c) A Trawler
- (d) A ferry in chains

**Q43**

**What does this mark indicate? Deep water lies to**

- (a) The north
- (b) The east\*
- (c) The south
- (d) The west



**Q44****What is a safe speed?**

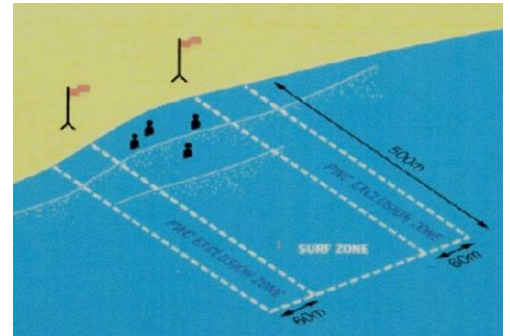
- (a) As to what you feel the boat can handle
- (b) Act responsible and just keep the boat planing along
- (c) Travel at a speed at which you can stop quickly to avoid any dangers\*
- (d) What the boat manufacturer says is safe

**Q45****How far must you keep from a non-powered vessel such as a canoe, body-board, surfboard, rowing shell, kayak, sailing dinghy, etc when operating a PWC at 10 knots or more?**

- (a) 100 metres
- (b) 60 metres\*
- (c) 30 metres
- (d) 10 metres

**Q 46****What is the minimum distance that a PWC operator must keep from the sides and the shore of a designated surf zone?**

- (a) 60 metres from the side and 500 metres from the shore\*
- (b) 200 metres from the side and 30 metres from the shore
- (c) 500 metres from the side only
- (d) Variable. Depends on the conditions and whether there are any swimmers present.

**Q47****A PWC may not be used in such a way as to cause**

- (a) Nuisance
- (b) Annoyance
- (c) Danger
- (d) All of the above\*

**Q48****Are you allowed to operate a PWC between sunset and sunrise (night) in NSW?**

- (a) No, it is against the law to drive a PWC between sunset and sunrise (night)\*
- (b) Yes, if displaying appropriate navigation lights
- (c) Yes, when travelling in a straight line within 200 metres of the shoreline
- (d) Yes, when travelling at a speed of less than 10 knots



**Q49**

**Where must the "Ride Smart" sticker be displayed on a PWC?**

- (a) Anywhere on the craft
- (b) On the port side near the registration label
- (c) Near the controls where it can be clearly seen by the operator\*
- (d) On the stern of the craft so persons remounting from the water can see it



**Q50**

**What restrictions apply to a PWC operator when towing?**

- (a) You must have a suitable observer
- (b) You must remain 60 metres from any person in the water
- (c) You must remain 60 metres from any other powered or non powered vessel
- (d) All of the above\*



**Q51**

**What is the purpose of a safety lanyard that the operator of a PWC attaches to their wrist or PFD?**

- (a) To activate a distress signal
- (b) To ensure the PWC engine shuts down when the rider falls off\*
- (c) To automatically inflate the lifejacket
- (d) To ensure the PWC maintains its current course



**Q52**

**The registration numbers of your PWC must be at least**

- (a) 100mm high and clearly visible on each side of the PWC\*
- (b) 150mm high and on the rear of the PWC
- (c) 50mm high and anywhere on the PWC
- (d) Known by authorities, and not required on the PWC

**Q53**

**Which type/s of Life Jacket (PFD) must be worn when operating a PWC in open (offshore) waters?**


- (a) Must be either a PFD Type 1 or Type 2\*
- (b) Must be either a PFD Type 2 or Type 3
- (c) Must be only a PFD Type 1
- (d) Must be only a PFD Type 3 wet suit



**Q54**

**If a person holds only a NSW Boat Licence, does that allow them to operate a PWC?**

- (a) Yes, when travelling at less than 10 knots
- (b) Yes, when travelling in offshore waters only
- (c) No, all operators must hold a valid PWC licence\*
- (d) Yes, if a holder of a Boat Licence for more than 10 years

**Q55**

**Who is responsible if an unlicensed person is operating a PWC?**

- (a) The operator
- (b) The owner
- (c) The passenger
- (d) Both A and B\*

**Q56**

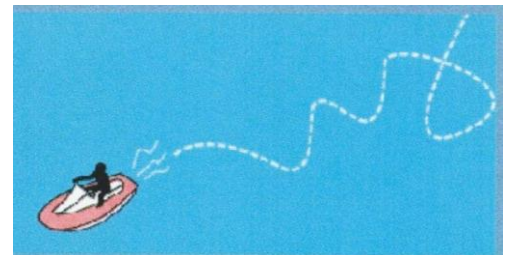
**Why should you avoid constant driving of a PWC close to residential, picnic or recreation areas?**

- (a) Noise annoys and action can be taken for offensive behaviour
- (b) It increases the chances of the sport being banned from that waterway
- (c) It creates an image of irresponsible behaviour
- (d) All of the above\*

**Q57**

**What distance should you keep from other people, vessels or the shoreline when operating your vessel in an irregular manner?**

- (a) 200 metres\*
- (b) 100 metres
- (c) 60 metres
- (d) 30 metres

**Q58**

**What should the driver of a PWC do to maintain steering control?**

- (a) Shut down all power
- (b) Reduce power to idle speed
- (c) Maintain power to effectively steer the vessel\*
- (d) Keep a sharp lookout



**Q59**

**Where is the PWC restriction zone?**

- (a) Within 200 metres of a riverbank or shore in a zone between Port Hacking, Wamberal (near Gosford) and the Blue Mountains, not including waters off the coast\*
- (b) Within 30 metres of a riverbank or shore in a zone from Newcastle to Wollongong, including coastal waters
- (c) Within 30 metres of a riverbank or shore on all navigable waters within the Sydney metropolitan area
- (d) On all NSW navigable waters near towns and cities



Irregular driving not permitted within 200 metres of the shoreline (shown left) (except Sydney Harbour, which is a PWC Exclusion Zone).



Irregular driving not permitted within 200 metres of the shoreline where one or more dwellings are within 200 metres of the shore and visible from those waters.

